

## 离合器系统

### 一般定义



#### 离合器系统

PTO确保万向轴连续旋转（通常由发动机PTO驱动）。

它可以使用ISO和DIN标准的所有联轴器生产。

安装类型：断轴

旋向：与输入相同

应用；

联合卡车  
真空卡车  
消防卡车  
下水道清洁卡车  
清扫车

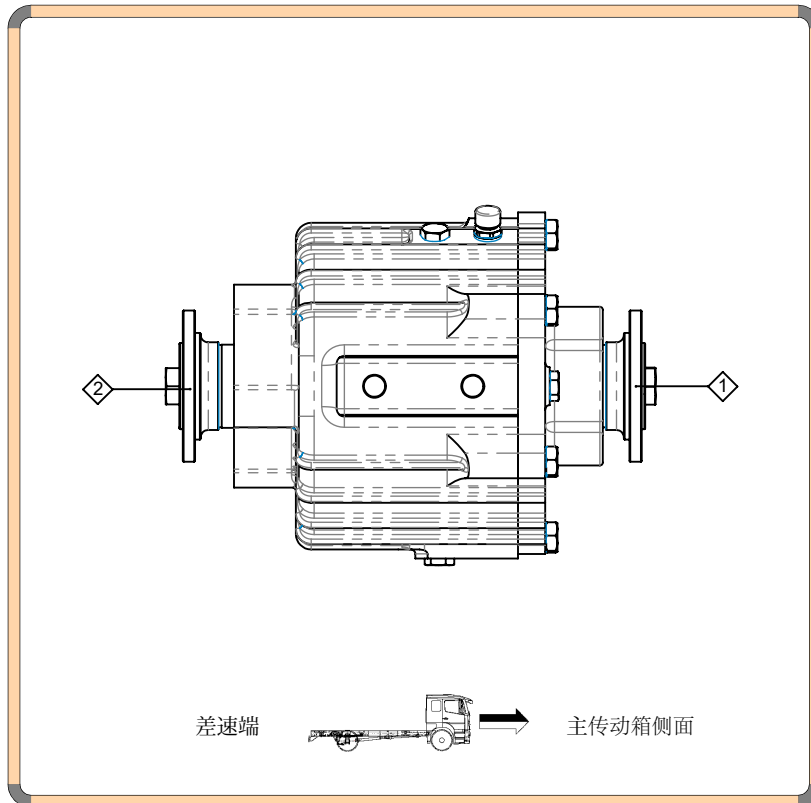


## 离合器系统

### 技术说明

技术参数			
	最大值	速比	工作范围
① & ②	1530 Nm	1/1	3500 rpm
③			
④			


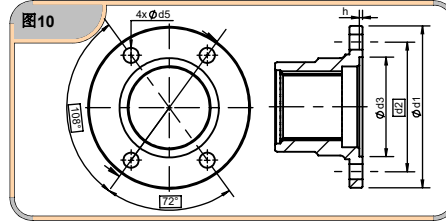


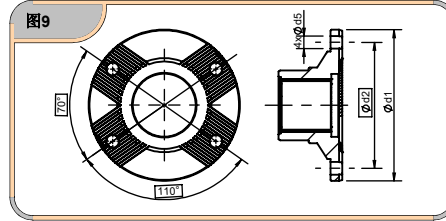

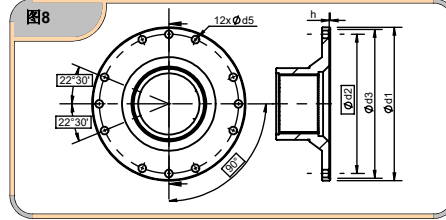
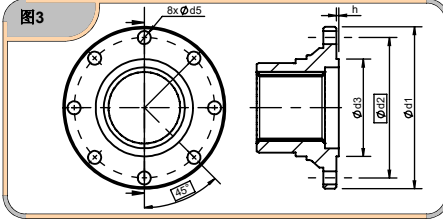

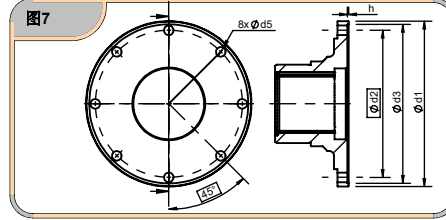
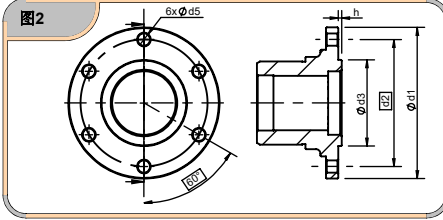

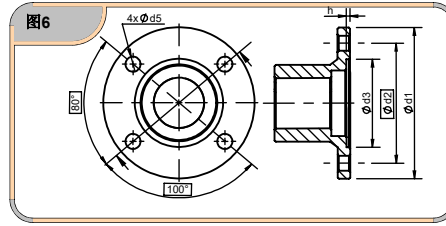
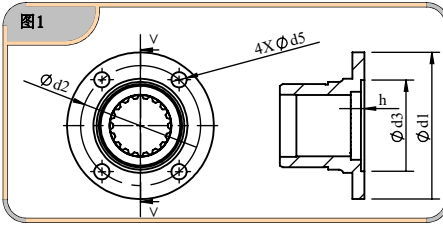
重量	33 kg
主体材质	GGG-50
油量	ATF 320 & 1lt



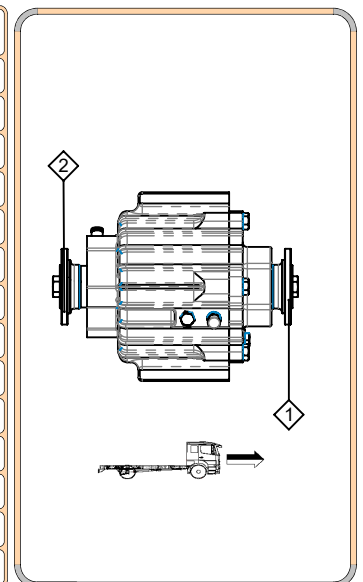
- Kozmaksan Şirketi katalogda verilen bilgileri önceden bildirmeden değiştirme hakkını saklı tutar. Bu belge genel bilgiler içerir ve taahhüt ve sözleşme niteliğinde değildir.  
- Verilen güç ve tork bilgileri sadece PTO/ara şanzımana aittir. Uygulama yapılacak şanzıman, motor ve aracın PTO/ara şanzıman için uygun gördüğü değerleri aşmayınız.  
- Şanzımana civata ile bağlanan PTO'lara takılacak pompa, şaft vb. parçaların ağırlık ve askıda kalan uzunlukları şanzıman ve araç üreticisinin onayladığı limitleri geçmemelidir.

## 离合器系统

### 输出口描述



图号	螺栓数量	Ø d1	Ø d2	Ø d3	Ø d5	h	标准	1	2	3	4	5	6
1	4	97	79,37	60,32	8	2,3	ISO 7647	C06-212	C06-212				
2	6	100	84	57	8,1	2,3	ISO 7646	C06-170	C06-170				
3	8	120	101,5	75	10,1	2,3	ISO 7646	C06-115	C06-115				
3	8	150	130	75	12,1	2,3							
4	-	-	-	-	-	-							
6	4	146	120,65	95,25	12,1	2,3	ISO 7647 - SAE 1510						
6	4	116	95,25	69,85	12,1	2,3	ISO 7647 - SAE1400	C06-195	C06-195				
6	-	-	-	-	-	-							
6	-	-	-	-	-	-							
7	8	175	155,57	168,22	10,1	1,5	ISO 7647 - SAE1600						
8	12	203	184,15	196,86	10,1	-	ISO 7647 - SAE1800						
9	4	180	-	15	-	-	ISO 8667 - T 180						
9	4	150	-	13	-	-	ISO 8667 - T 150						
10	-	-	-	-	-	-							



如果您有任何问题或要求，请联系KOZMAKSAN.